

Active GRACE Patients (Pts.)  
January 2020

## 2019 GRACE General Demographics

Jeremy Morton



## Active GRACE Patients (Pts.) January 2020

### Total GRACE Population

January 2020 there are currently **95 Patients** listed as Active inside of Image Trend.

#### Patient Mix:

Female = 49

Male = 42

Blank = 3

**95** Patients Seen By EMS More Than 16 Times

**101** Patients Seen By EMS More Than 5 and Less than 16

**207** Patients Seen By EMS More Than 4 and Less than 16

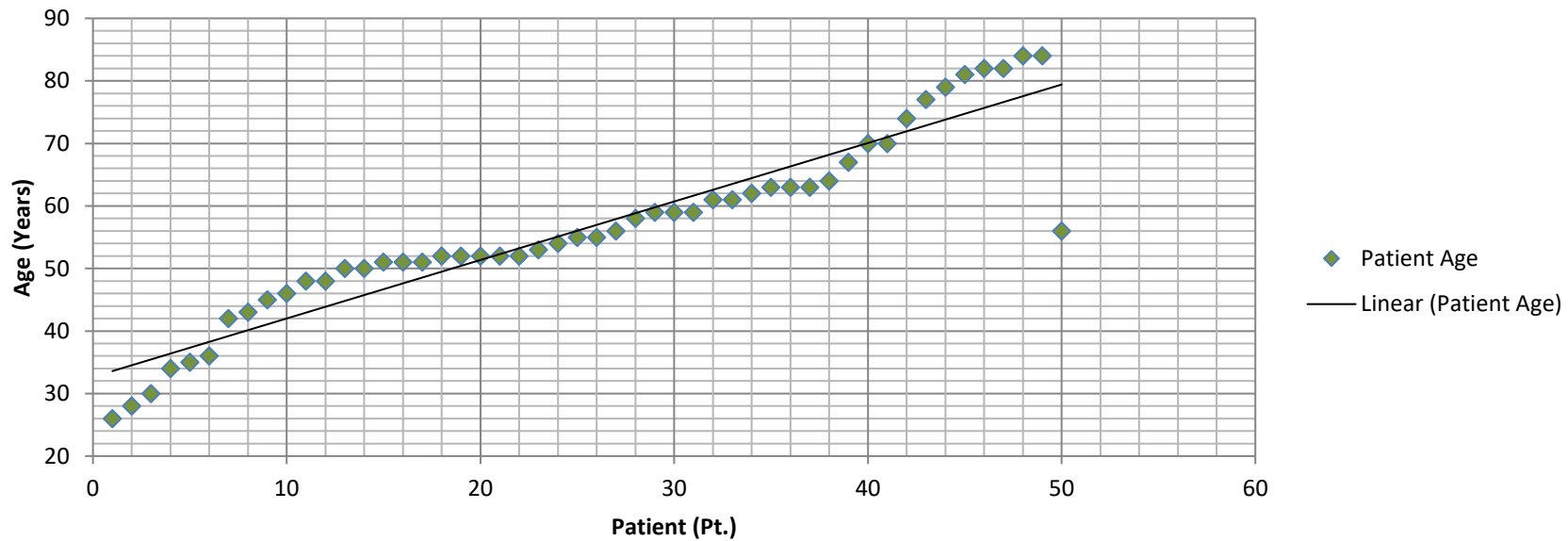
#### Gender:

Youngest = 25 Years

Median Age = 56 Years

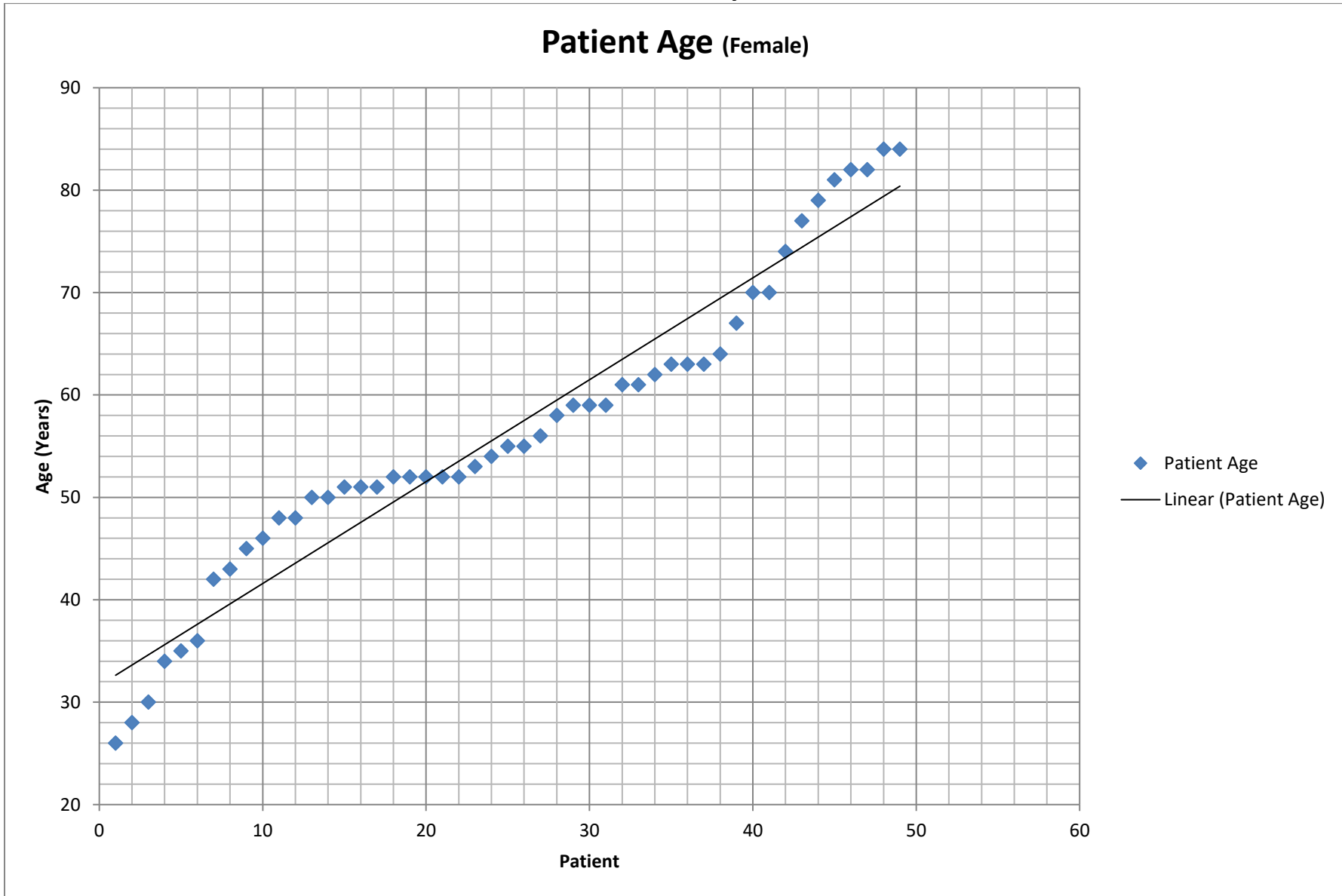
Oldest = 96

### Client Age (All)



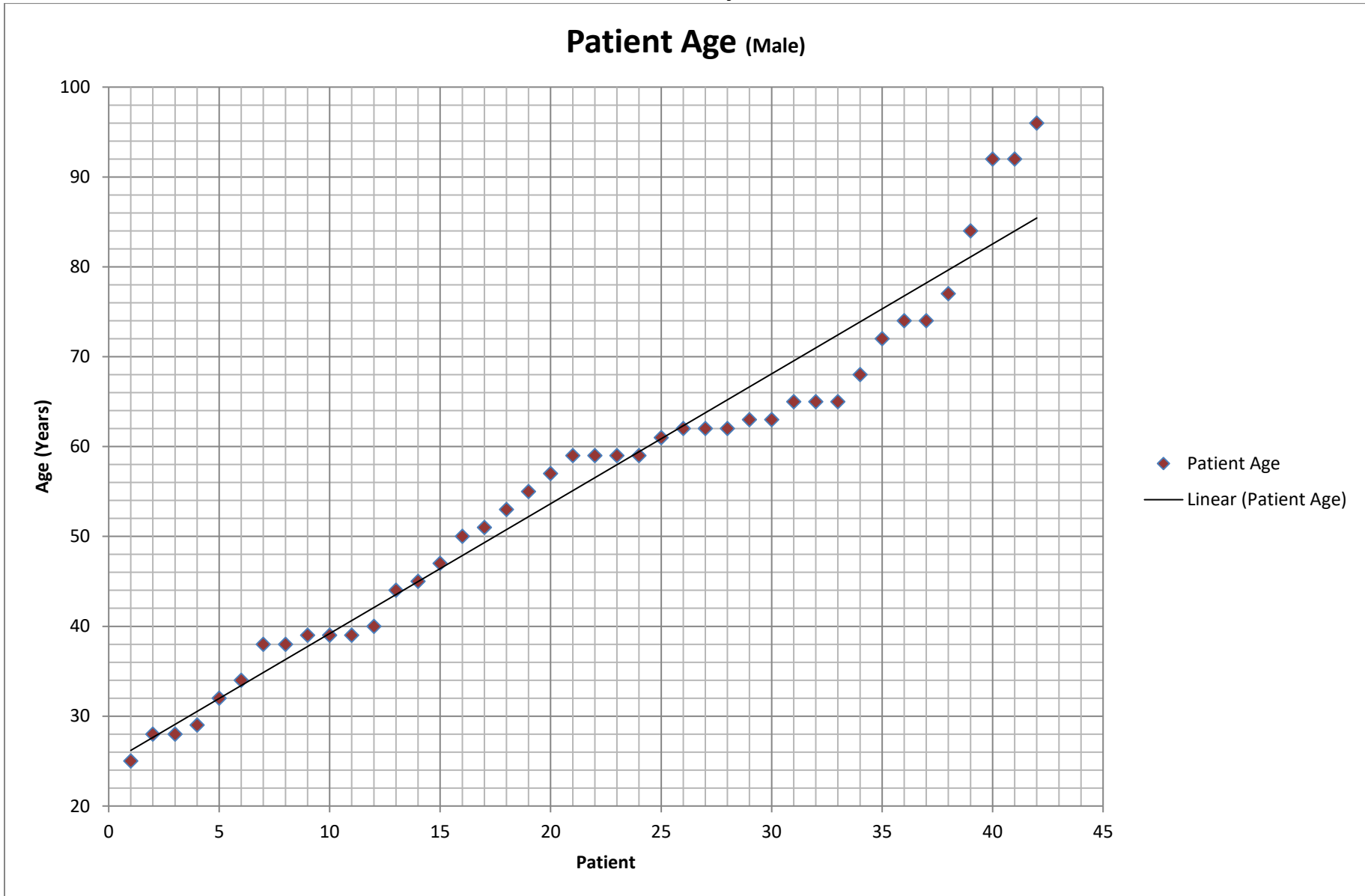
Active GRACE Patients (Pts.)  
January 2020

Patient Age (Female)



Active GRACE Patients (Pts.)  
January 2020

Patient Age (Male)



**Active GRACE Patients (Pts.)  
January 2020**

**Homelessness within the Active GRACE Population**

>Within the **95 Active** patients **39** are listed as homeless.

- **41.05%** of the active patients are listed as homeless.

>By **Agency** the majority of patients are listed as inside of the **Bellingham Fire Agency**.

- Bellingham Fire has **34 Pts.**
- North Whatcom Fire and Kendall FD14 both have **2 Pts.**
- Ferndale FD7 has **1 Pt.**

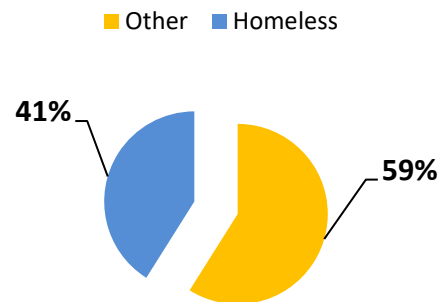
>Of the Homeless population they are split evenly by Gender **19 Male** and **19 Female**. One patient has no gender identified.

- By Gender **50% are Male** while and the other **50% are Female**.

>In Terms of Comorbidity with homelessness for the 39 Patients.

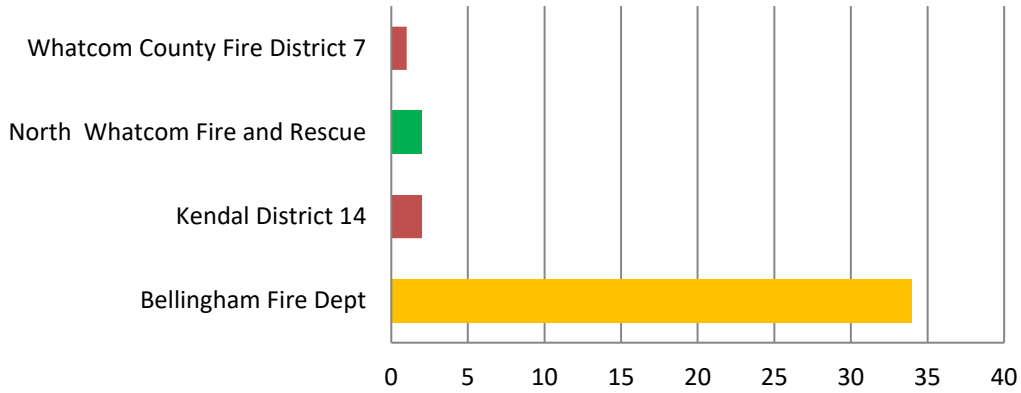
- 29% are **Mental Health**
- 28% are **Substance Abuse**
- 20% are **Law Enforcement**
- 12% are **Chronic Medical**
- 5% are **02**
- 3% are **Aging and Disability**

**Perportion of Active GRACE  
Pts.**



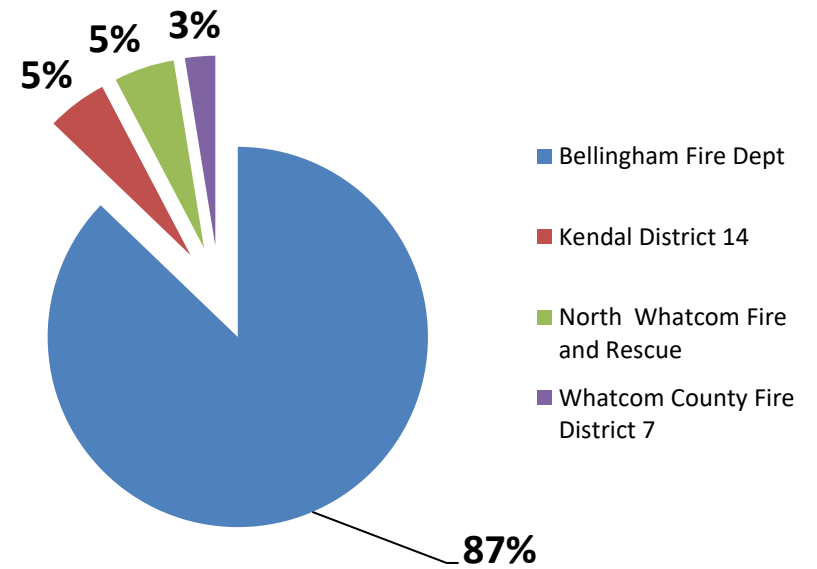
**Active GRACE Patients (Pts.)  
January 2020**

**Number of Homeless Pts. by Agency**



	Bellingham Fire Dept	Kendal District 14	North Whatcom Fire and Rescue	Whatcom County Fire District 7
count	34	2	2	1

**Homeless Pts. By Agency**



Active GRACE Patients (Pts.)  
January 2020

