

7 Easy Steps for Voting in the Presidential Primary

The Presidential Primary is **March 10**.
Follow these steps for your vote to count.

1 Read the declarations on your return envelope.

2 Mark **one** political party declaration box (required).

3 Sign and date the declarations (required).

1 **Voter's Declaration:** I do solemnly swear or affirm under penalty of perjury Washington and meet the requirements for voting mandated by state law; at le under the authority of the Department of Corrections for a Washington felony; voting in any other jurisdiction in the United States for this election. It is illegal when not qualified, attempting to vote more than once, or falsely signing this d years, a maximum fine of \$10,000, or both.

2 **Mark one party declaration box (required)**

Democratic Party
I declare that my party preference is the Democratic Party and I will not participate in the nomination process of any other political party for the 2020 Presidential election.


Republican Party
I declare that I am a Republican and I have not participated and will not participate in the 2020 precinct caucus or convention system of any other party.

3 **Sign & date**


signature of voter (required) date phone (optional)

If you cannot sign make a mark and have two witnesses sign below.
Power of Attorney cannot be used to sign for someone else.


witness 1 signature witness 2 signature

4 


Vote for **one** candidate from the political party you marked in Step 2.

5 

Insert your voted ballot into your security envelope or sleeve.

6 

Insert your security envelope or sleeve into your marked and signed return envelope.

7 

Return your ballot no later than **Tuesday, March 10, 2020**.

i Why do I need to mark a party box?

For this election only, you must mark and sign a party declaration for your vote to count. The major political parties require voters to mark a party box.

If you mark the Democratic Party box, you must vote for a Democrat.

If you mark the Republican Party box, you must vote for a Republican.

Attempts to change the party declaration wording could result in your ballot not being counted.

Your choice of party will not affect how you may vote in future elections.

Vote for one.

You may vote for one candidate **or** the “uncommitted” option, but not both.

- A vote for one candidate listed on the ballot directs party delegates to support that candidate at their national convention.
- A vote for “uncommitted” allows uncommitted party delegates who represent Washington to decide during their national convention.

Each political party decides which candidates are printed on their side of the ballot. The uncommitted option was requested by the Democratic Party. It was not requested by the Republican Party. Once the list of candidates is submitted to the Office of the Secretary of State, changes cannot be made. (RCW 29A.56)

Presidential Primary - March 10, 2020

Voting Center:

Whatcom County Auditor's Office - Election Division

- 311 Grand Avenue, Suite 103, Bellingham, WA
- Phone: 360-778-5102
- Email: elections@co.whatcom.wa.us
- Hours: Monday - Friday, 8:30 am - 4:30 pm
Election Day, March 10, open until 8:00 pm

Services Available:

- Accessible voting using visual and audio technology
- Replacement ballots
- Voter registration & address updates

For a list of the people and organizations that donated to Presidential candidates' campaigns, visit www.fec.gov.

Why do I need to mark a party box?

For this election only, the major political parties require voters to pick a party in order to participate.

If you mark the Democratic Party box, you must vote for a Democrat.

If you mark the Republican Party box, you must vote for a Republican.

See back of page for the *7 Easy Steps for Voting*.

Returning Your Ballot:

By Mail:

No stamp needed. Ballots must be postmarked by March 10
USPS recommends mailing by March 3

By Drop Box:

No postage needed. Boxes open February 19; close at 8:00 pm on March 10. Locations available:

City	Ballot Drop Box Location	Address
Acme	Acme Elementary School parking lot	5200 Turkingon Road
Bellingham	Whatcom County Courthouse; in south parking lot or inside at Suite 103	311 Grand Avenue
Bellingham	WWU - In front of the Wade King Student Rec. Center	1880 Bill McDonald Parkway
Bellingham	Whatcom Com. College, on campus beside Heiner Center	237 W. Kellogg Road
Bellingham	Haggen Sehome Village, northeast corner of parking lot	210 36th Street
Birch Bay	North Whatcom Fire & Rescue parking lot	4581 Birch Bay-Lynden Road
Blaine	Blaine Library parking lot	610 3rd Street
Custer	Outside Custer Elementary School	7660 Custer School Road
Deming	Deming Library parking lot	5044 Mt. Baker Highway
Everson	WECU parking lot	106 E. Main Street
Ferndale	Ferndale City Hall parking lot	2095 Main Street
Kendall	North Fork Library at Kendall parking lot	7506 Kendall Road
Lummi	Lummi Nation Admin. Building, outside main entrance	2665 Kwina Road
Lynden	Behind the Lynden Library	216 4th Street
Meridian	Laurel Grange parking lot	6172 Guide Meridian
Point Roberts	Inside the International Marketplace: <i>Drop Box available during store hours (8:00 am - 10:00 pm)</i>	480 Tye Drive
Sudden Valley	Security Office turnaround	Gate One
Sumas	Behind the Post Office in parking lot	534 Railroad Avenue