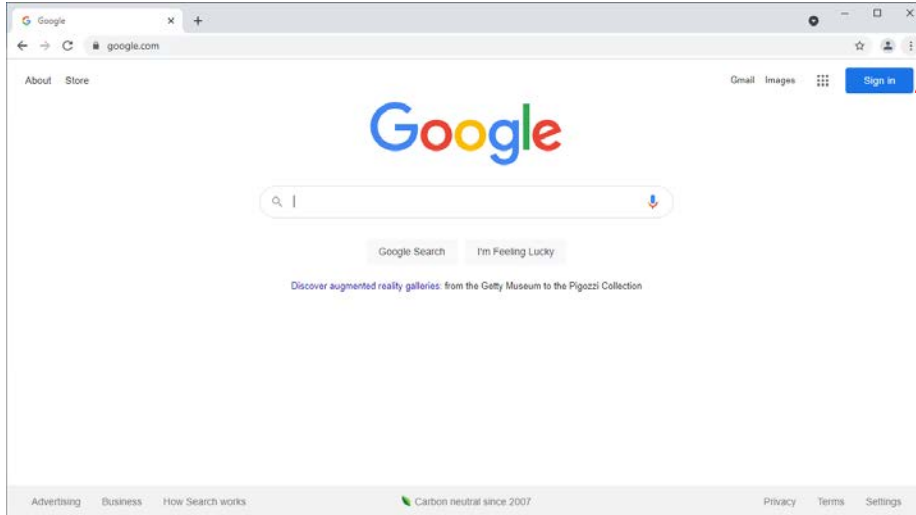


LIVE CAPTIONS IN GOOGLE CHROME

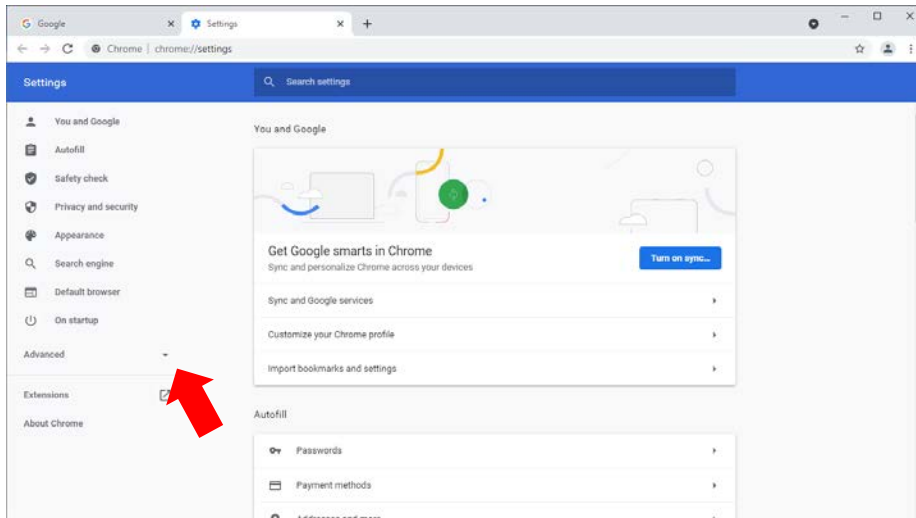
View live and pre-recorded meeting videos with live captioning

Disclaimer: Google captions may include inaccuracies. Whatcom County is not liable for errors, omissions, or inaccuracies in captions. Please visit [whatcom.legistar.com](https://www.whatcom.legistar.com) for more meeting information or contact the Council Office at 360-778-5010.

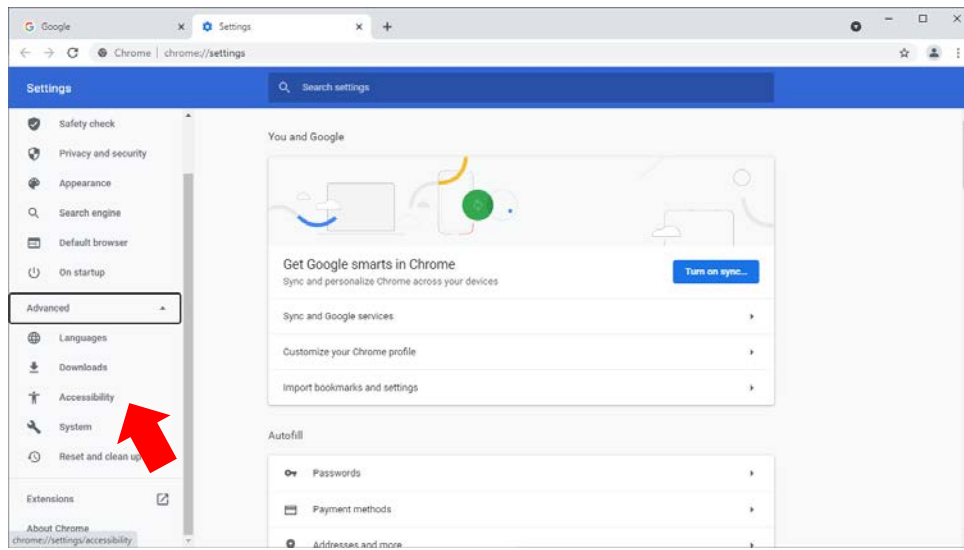
1. Open Google Chrome internet browser. (visit <https://www.google.com/chrome/> to download)
2. Click on the settings icon (three dots) at the top right corner of the Google Chrome browser window.



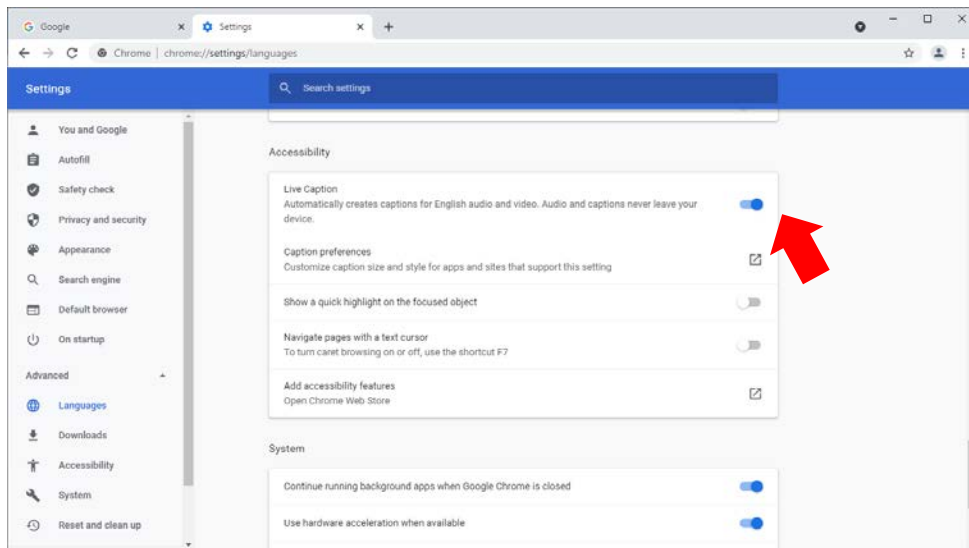
3. Select 'Settings' from the drop-down menu
4. Click on the 'Advanced' icon to open more choices



5. Click on the Accessibility menu item



6. Click on the bar next to 'Live Caption'



7. Live Captioning is now active in your Google Chrome Browser.

8. Navigate to the Legislative Information Center by typing whatcom.legistar.com into the web address search field.

9. Toggle to the meeting you wish to view.

10. Click on the link in the Audio/video column on the right to open a live stream meeting ('In progress') or a pre-recorded video. Captions will appear while playing the video.