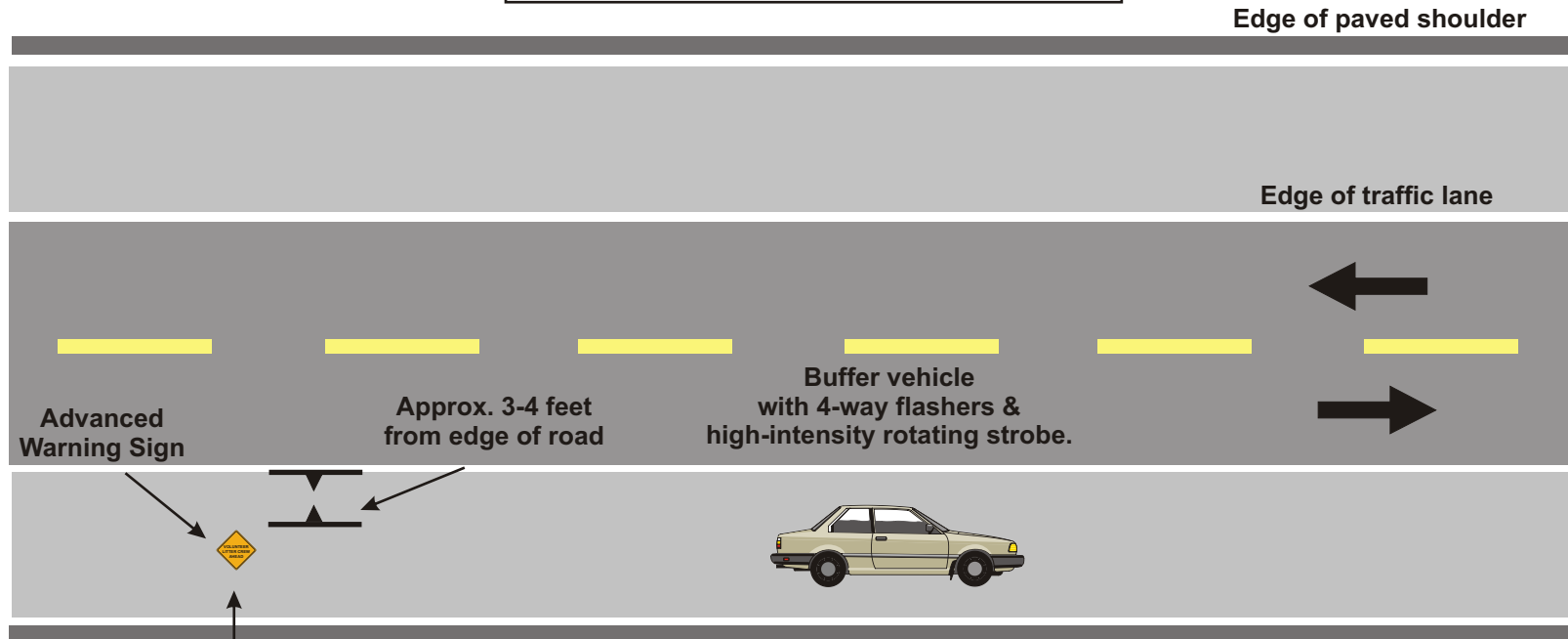



Traffic Control Plan

Adopt-A-Road

Rural Standard (without curb, gutter and sidewalk)

- Work on one side of the road at a time.
- Do not work in the road.





X

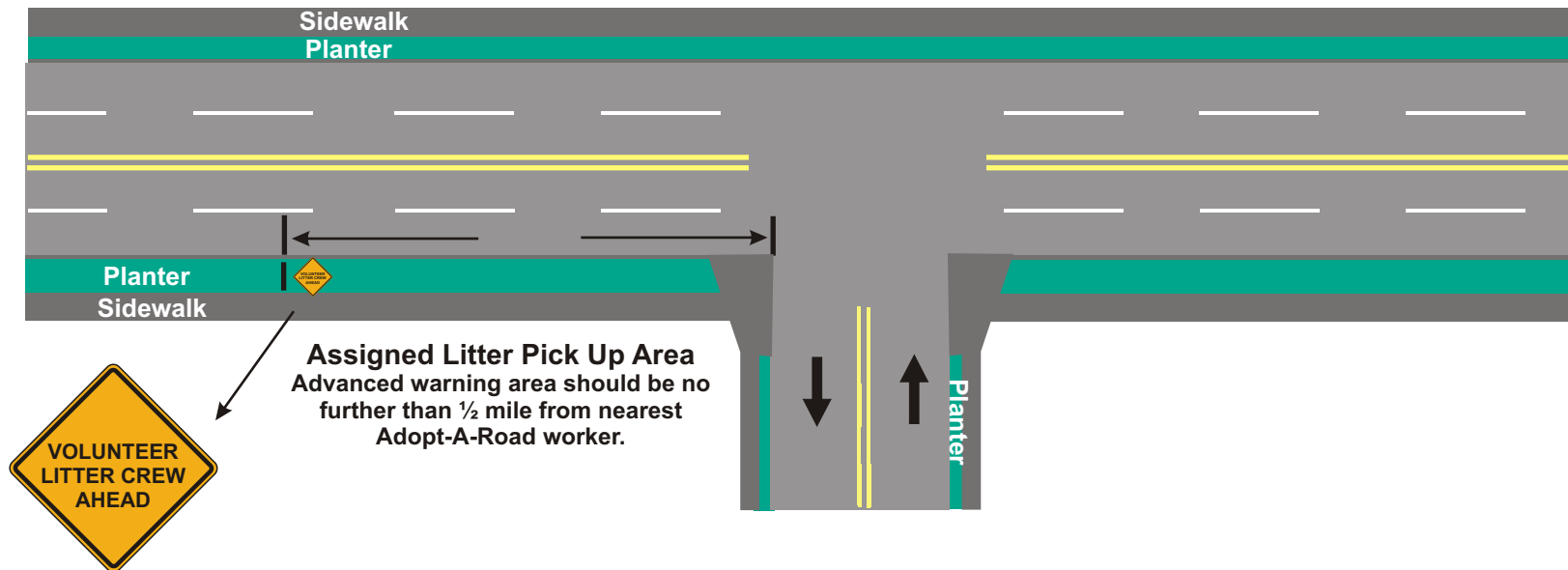
Assigned Litter Pick Up Area
Advanced warning area should be no further than ½ mile from nearest Adopt-A-Road worker.

Sign Placement	
Posted Speed limit (mph)	X = feet
20-25	100'
25-30	200'
35-40	350'
45-up	500'

Traffic Control Plan Adopt-A-Road

Urban Standard (with curb, gutter and sidewalk)

- Work on one side of the road at a time.
- Do not work in the road.
- Do not park a vehicle in the road, unless on-street parking is permitted.



Sign Placement Sequence:

1. Install sign in planter.
2. If no planter, install behind sidewalk.
3. If no sidewalk, install so as not to impede pedestrian access.

NOTE:

- Install sign not less than 50' from intersection.