

Survey 1 for food system plan

May 1- July 1 2022

Survey 1 content

Thank you for taking part in this survey.

A food system is a network of people, relationships, and activities that includes production, transformation (processing), distribution, consumption, and food waste management, as well as all the associated inputs, influences, and policies. Imbalances in our food system lead to a host of problems, ranging from food insecurity to land that is so damaged it can't grow food. The Whatcom County Food System Committee was created in 2018 to draft, implement, provide oversight for, and regularly update a county-wide food system plan to strengthen our local and regional food system.

This survey consists of questions that will inform the food system plan. It should take 15 minutes to complete.

The five proposed goals for this food plan:

- 1) Cultivate equity and justice
- 2) Protect and regenerate our soil, water and land
- 3) Build a resilient and vibrant local food economy
- 4) Ensure access to healthy food for all
- 5) Adapt our community food system to a changing

Goal 1: Cultivate equity and justice.

Examples of objectives within this goal could include: Make access to land more equitable; and elevate wages and working conditions.

We want to know what you think about this goal. Please rate the following statements from “strongly disagree to strongly agree”

- 1) I like this goal for me and my family
 - a. Strongly disagree
 - b. Somewhat disagree
 - c. Neither disagree nor agree
 - d. Somewhat agree
 - e. Strongly agree
- 2) This goal is important to the community I am part of.
 - a. Strongly disagree
 - b. Somewhat disagree
 - c. Neither disagree nor agree
 - d. Somewhat agree
 - e. Strongly agree
- 3) This goal is important to Whatcom County.
 - a. Strongly disagree
 - b. Somewhat disagree
 - c. Neither disagree nor agree
 - d. Somewhat agree
 - e. Strongly agree

What are some existing programs, practices, or policies that you know of in our community that relate to this goal?

What programs, practices, or policies related to this goal, that are not currently in place locally, would you like to see implemented here?

Goal 2: Protect and regenerate our soil, water, and land

Examples of objectives within this goal could include: Preserve, incentivize, and promote regenerative working lands; ensure healthy waterways; and develop a Working Buffers program.

Goal 3: Build a resilient and vibrant local food economy

Examples of objectives within this goal could include: Invest in local food infrastructure such as distribution, commissary kitchens, and access to capital and financing; celebrate community and diverse food cultures; and support the growth of producer, distributor, marketing, and consumer cooperatives.

Goal 4: Ensure access to healthy food for all

Examples of objectives within this goal could include: Eradicate food insecurity; ensure food access, particularly in areas with high concentrations of BIPOC families; and develop a healthy food tax initiative, modeled after the city of Denver.

Goal 5: Adapt our community food system to a changing climate

Examples of objectives within this goal could include: Increase education, incentives, and regulations on waste disposal; plan and prepare for greater extreme temperatures, drought, and wildfire risk, as they relate to the food system; and support a plastic stewardship program.

Demographics

What sector(s) of the food system do you work or participate in?

- Land
- Water
- Labor
- Large-Scale, Export Sales Farming
- Small-Scale, Local Sales Farming
- Fishing
- Processing/Distribution
- Consumption
- Waste

What is the 5 digit zip code where you live?

What is your age?

- 19 or under
- 20-29
- 30-39
- 40-49
- 50-59
- 60-69
- 70-79
- 80 and over
- Prefer not to say

What gender do you identify as?

What is the highest level of education you have completed?

- Less than a high school degree
- High school degree or equivalent
- Some college (1-4 years, no degree)
- Associate's degree (including occupational or academic degrees)
- Bachelor's degree (BA, BSc, AB, etc)
- Master's, Professional, or Doctorate degree
- Prefer not to answer

What was your total household income in 2019

- Under \$20,000
- \$20,001 – \$40,000
- \$40,001 – \$60,000
- \$60,001 – \$80,000
- \$80,001 – \$100,000
- Over \$100,000
- Prefer not to answer

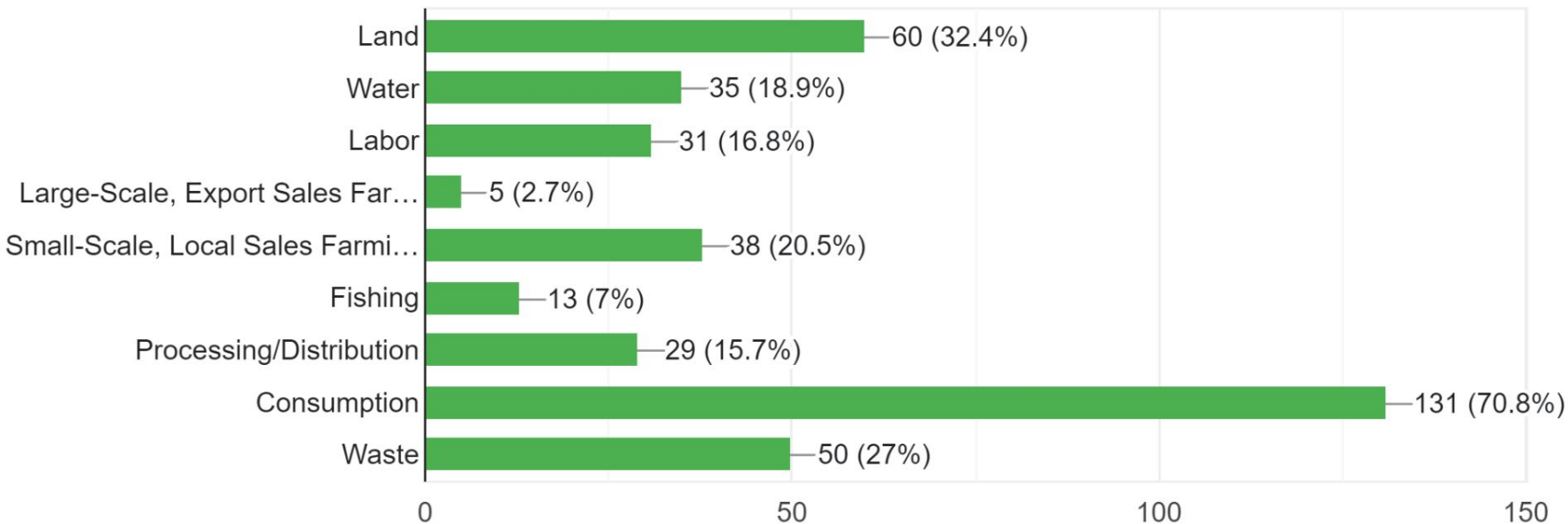
What is/are your race/ethnicity(s)?

- Asian or Pacific Islander
- Black or African American
- Hispanic or Latino/a/x
- Native American or American Indian
- White
- Prefer not to say
- Other

Survey 1 results

What sector(s) of the food system do you work or participate in?

185 responses

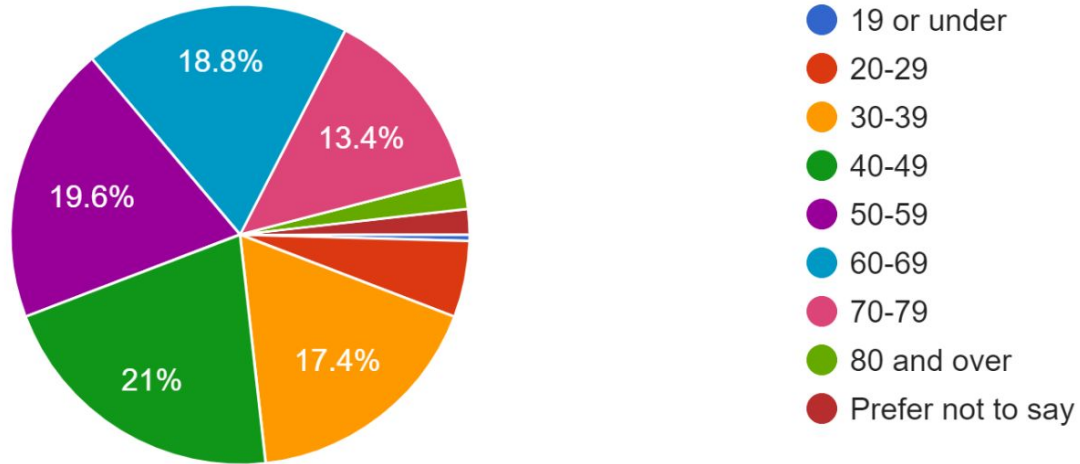


Race/Ethnicity

Race/Ethnicity	Whatcom County	Survey
White	79%	90%
Hispanic/ Latino/a/x	9%	4.5%
Asian American/ Pacific Islander	4%	3%
American Indian/ Alaska Native	2.5%	1%
Black/ African American	1%	<1%
Some other race alone	4%	NA

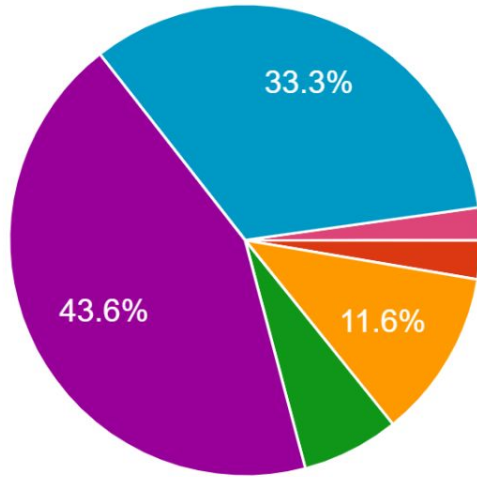
What is your age?

224 responses



What is the highest level of education you have completed?

225 responses

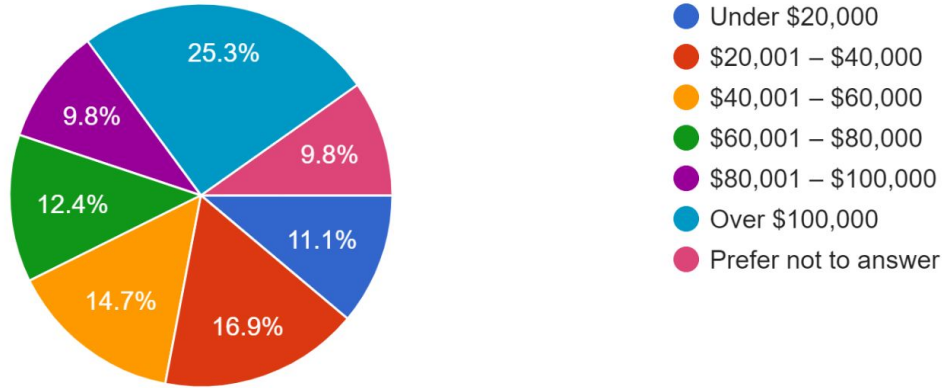


- Less than a high school degree
- High school degree or equivalent
- Some college (1-4 years, no degree)
- Associate's degree (including occupational or academic degrees)
- Bachelor's degree (BA, BSc, AB, etc)
- Master's, Professional, or Doctorate degree
- Prefer not to answer

Actual county distribution: HS degree or equivalent- 22%, Some college 24%, AA- 11%, BS, BA- 22%, Master's and above- 13%

What was your total household income in 2019?

225 responses

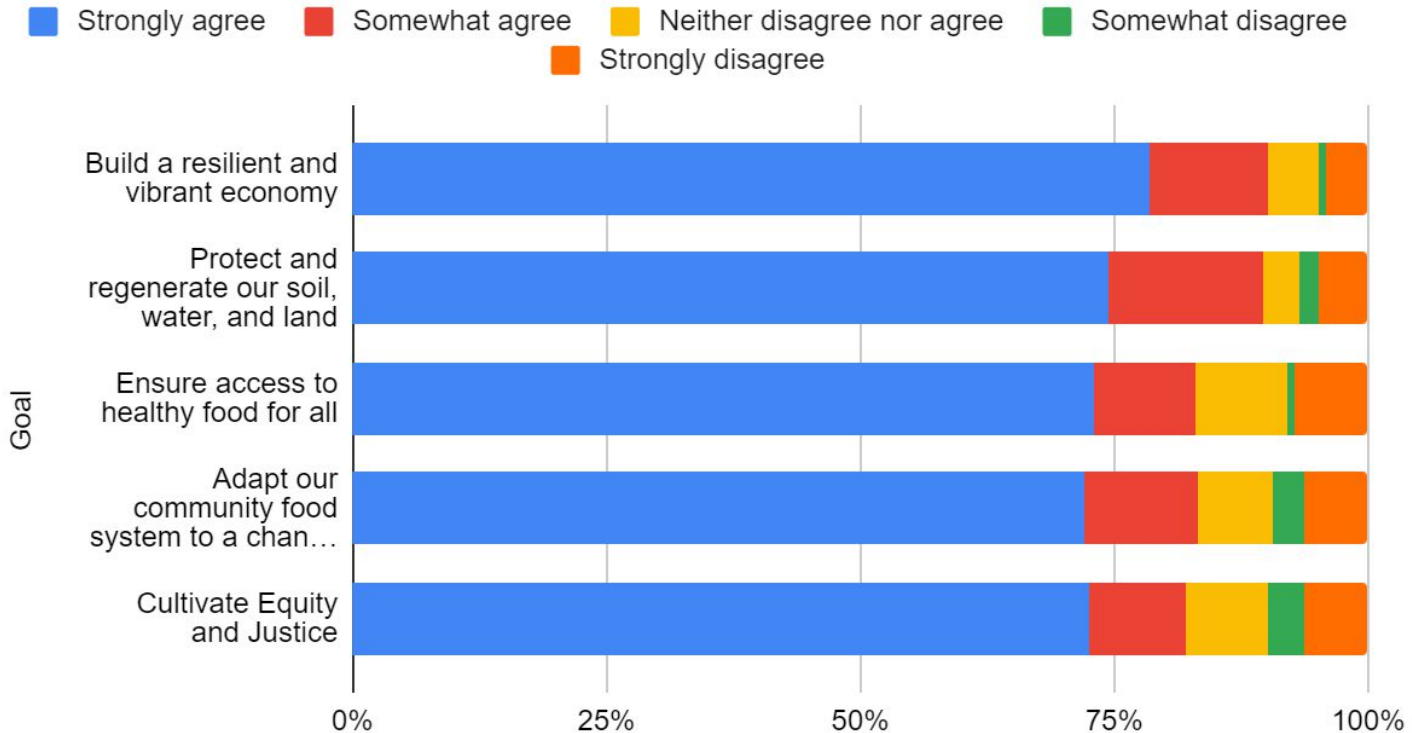


Actual income percents

Less than \$10,000	6.0%
\$10,000 to \$14,999	4.2%
\$15,000 to \$24,999	7.1%
\$25,000 to \$34,999	8.6%
\$35,000 to \$49,999	11.5%
\$50,000 to \$74,999	18.7%
\$75,000 to \$99,999	14.8%
\$100,000 to \$149,999	16.8%
\$150,000 to \$199,999	7.0%
\$200,000 or more	5.1%

Survey respondents' ranking of goals

This goal is important to Whatcom County



Survey Respondents by Zipcode

Number of Respondents 
1 64

