



Whatcom County 2022-23 Influenza Report

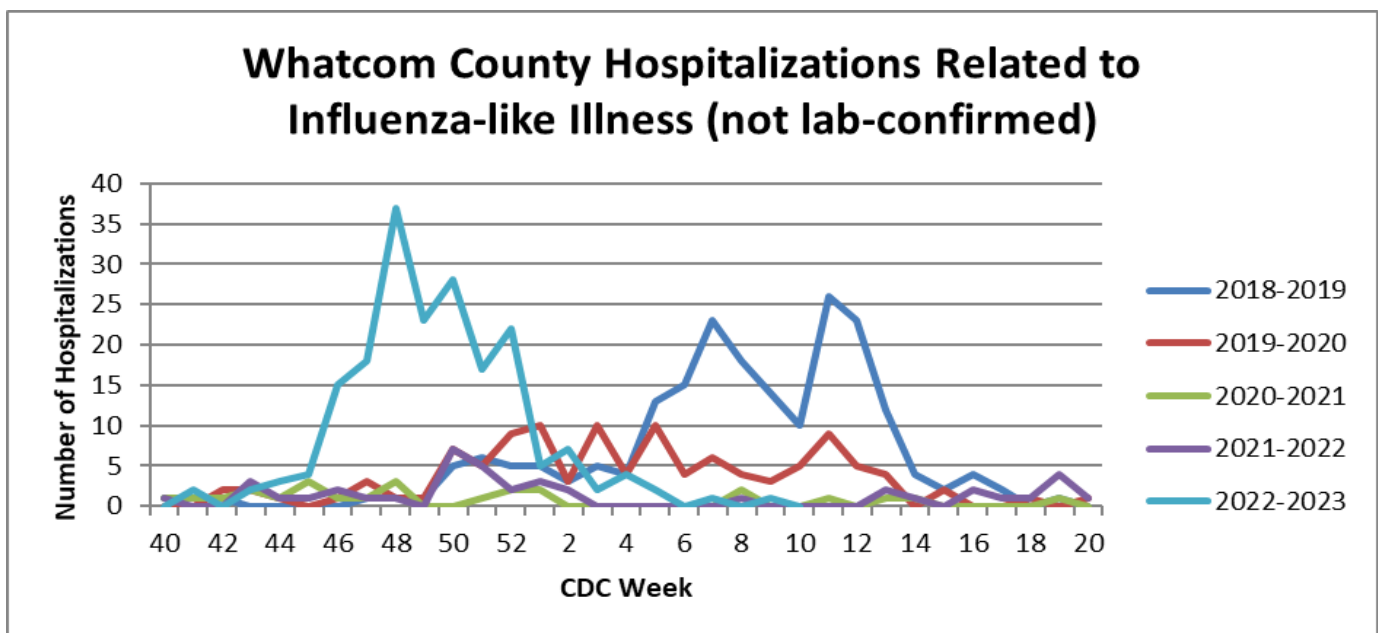
Weeks 9-10, February 26-March 11, 2023

Published by: WCHCS Communicable Disease & Epidemiology Division

Summary

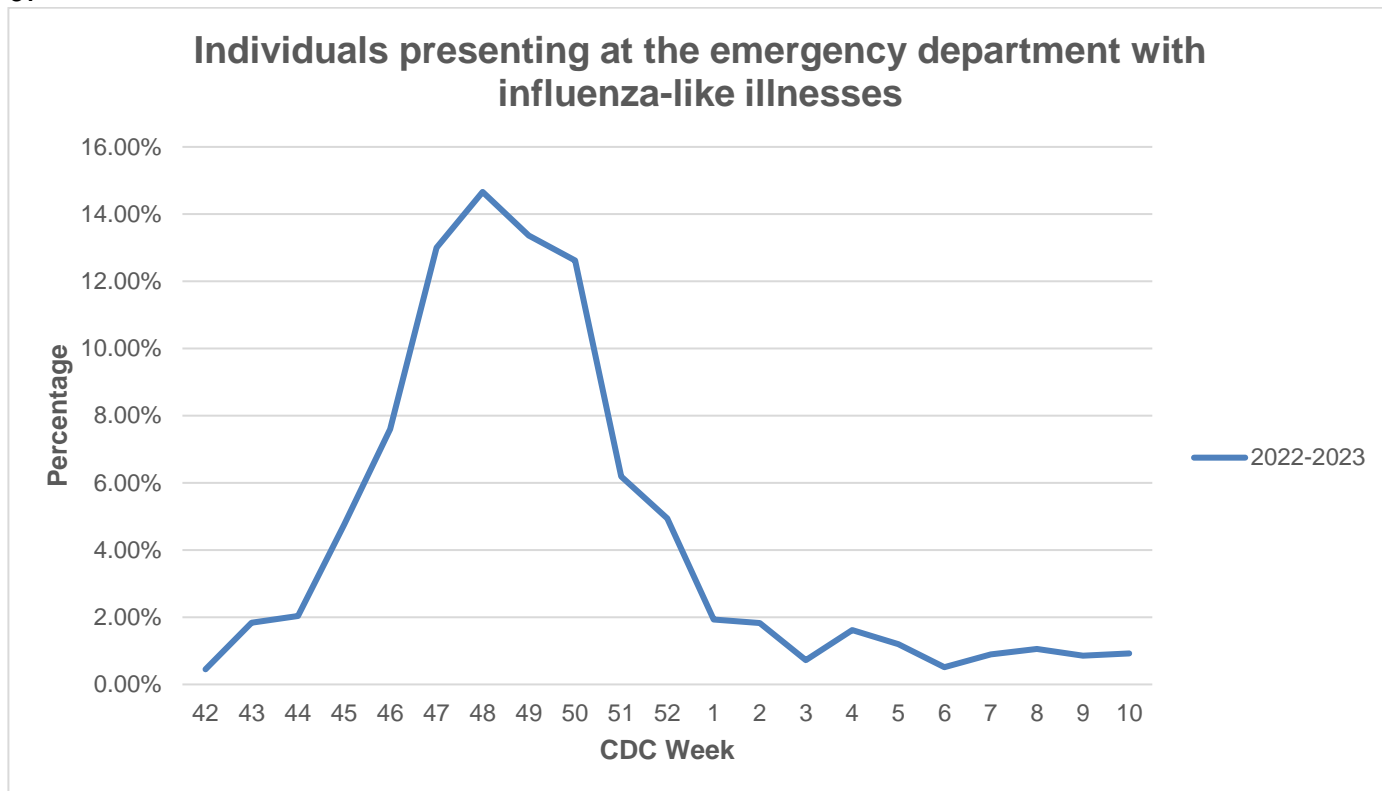
- During weeks 9-10 there were four positive influenza A tests, and two positive influenza B tests, reported by Family Care Network, PeaceHealth St. Joseph Medical Center, PeaceHealth Medical Group Pediatric Clinic, Sea Mar, and Unity Care NW combined.
- There was one hospitalization related to influenza-like illness during weeks 9-10.
- No lab-confirmed deaths related to influenza were reported during weeks 9-10.
- Of the number of people presenting at the emergency department during week 10, 0.92% had influenza-like illnesses.
- There were no new influenza outbreaks reported by long-term care facilities in Whatcom County.

There have been 9 lab-confirmed, influenza-related deaths reported in Whatcom County to date this flu season.



Syndromic Surveillance Data

Whatcom County Health and Community Services monitors emergency department visits at PeaceHealth St. Joseph Medical Center through the National Syndromic Surveillance Program. Of the number of people presenting at the emergency department during week 10, 0.92% had influenza-like illnesses. This is up from 0.86% of people with influenza-like illnesses during week 9.



Laboratory Data

The total number of influenza A and Influenza B tests and the percentage positive is an indicator of influenza activity in the community. Influenza is not a routinely reportable condition, but some clinics have agreed to submit data to assist in looking at current influenza activity locally. The data in the table is from Family Care Network’s Point of Care Testing, PeaceHealth Medical Group Pediatric Clinic’s Point of Care Testing, PeaceHealth St. Joseph Medical Center Lab, Sea Mar’s Point of Care Testing in Whatcom County, and Unity Care NW’s Point of Care Testing combined.

Family Care Network, PeaceHealth, Sea Mar, and Unity Care NW Data

CDC Week	5	6	7	8	9	10
End date	2/4/2023	2/11/2023	2/18/2023	2/25/2023	3/4/2023	3/11/2023
Influenza						
Total tests	370	383	349	327	359	407
N(%) Positive A	3(0.8%)	1(0.3%)	2(0.6%)	2(0.6%)	2(0.6%)	2(0.5%)
N(%) Positive B	1(0.3%)	0(0.0%)	0(0.0%)	1(0.3%)	1(0.3%)	1(0.2%)

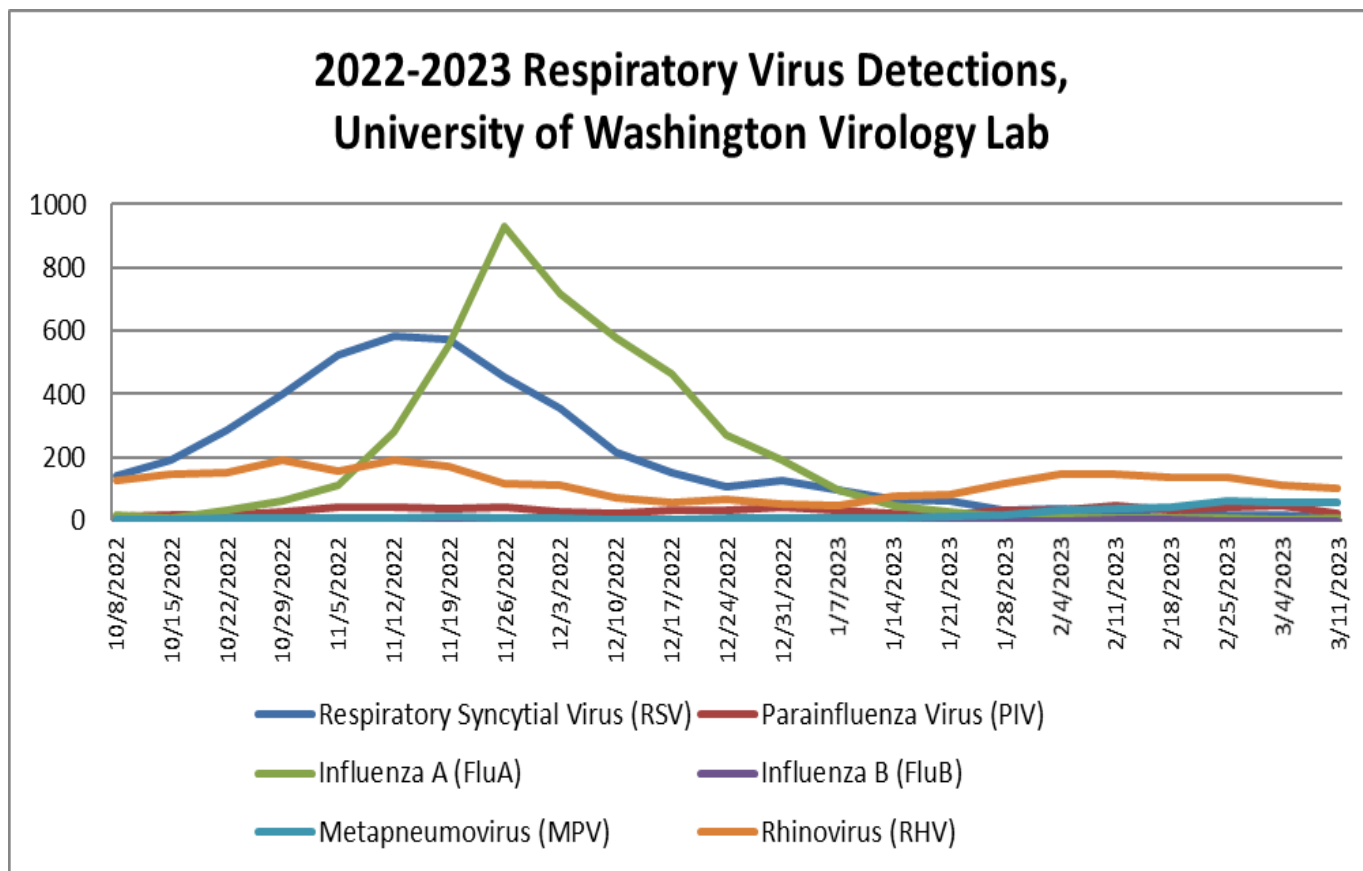
*PeaceHealth St. Joseph data is for weeks ending on Sunday, whereas the rest of the above data is for weeks ending on Saturday.

Nursing Homes

Influenza reporting requirements include outbreaks of influenza-like-illness in institutional settings such as long-term care facilities. Because some elderly people with influenza may not have a prominent fever, outbreaks are defined as either more acute febrile respiratory illnesses (>2 cases within 72 hours of each other) within the facility, or any resident testing positive for influenza. There were no new influenza outbreaks reported by long-term care facilities in Whatcom County during weeks 9-10. There have been six influenza outbreaks to date this season.

University of Washington

According to the University of Washington's most recent Virology Laboratory Respiratory Virus Detection report there were nine positive influenza A tests during CDC weeks 9-10.



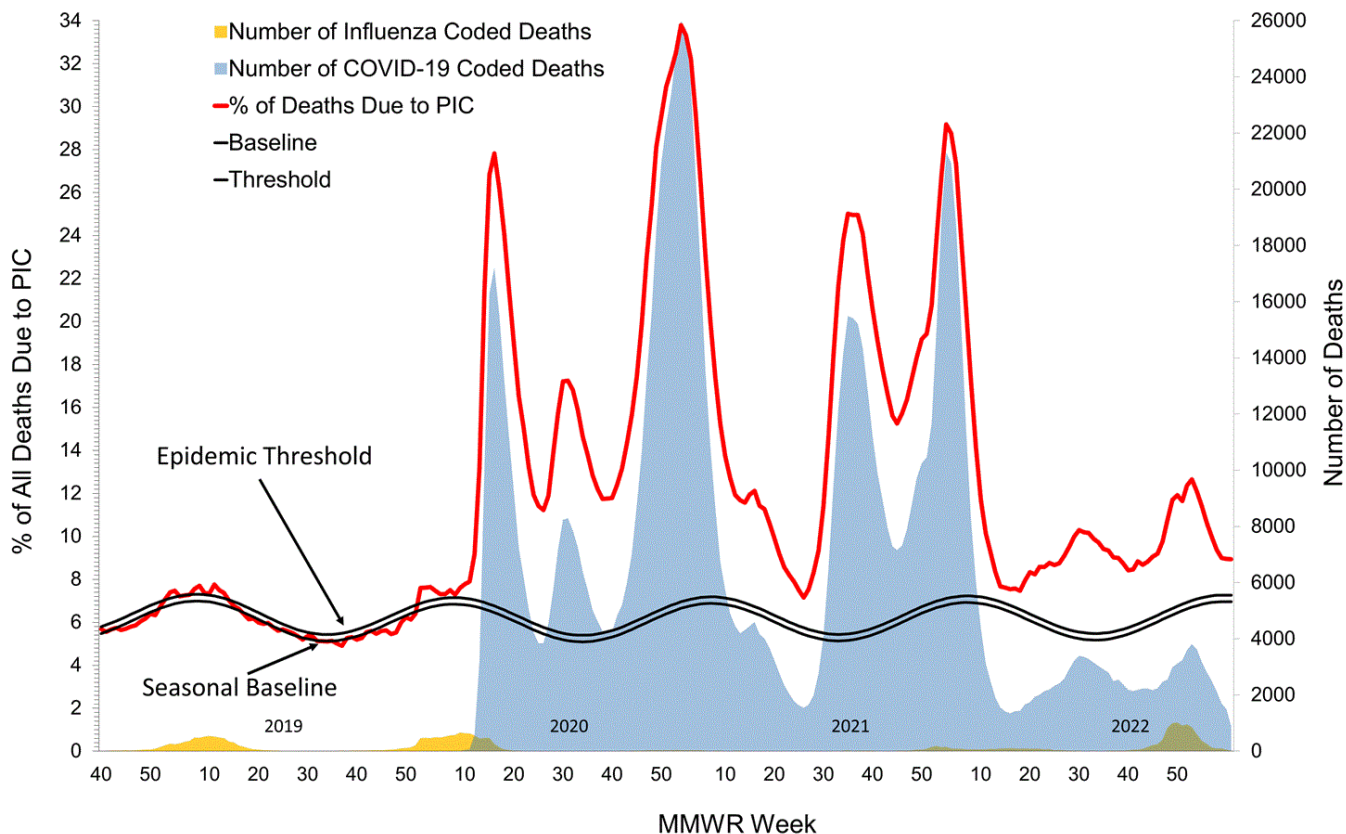
Washington State News

According to the Washington State Department of Health's most recent influenza update, flu activity was minimal in Washington during week 9. One hundred thirty-four influenza-like illness outbreaks in long term care facilities have been reported for the 2022-2023 season to date. During week 9, 1.4 percent of visits among Influenza-like Illness Network participants were for influenza-like illness, below the baseline of 1.8 percent. During week 9, 0.3 percent of specimens tested by WHO/NREVSS collaborating laboratories in Washington were positive for influenza. Influenza A was reported to the ILINet surveillance system during week 9. Two hundred fifty-five lab-confirmed influenza deaths have been reported for the 2022-2023 season to date.

Pneumonia and Influenza Mortality Surveillance

The most current National Center for Health Statistics (NCHS) mortality surveillance data is included below for reference. Of the deaths that occurred during the week ending March 4, 2023 (week 9), 8.9% were due to pneumonia, influenza, and/or COVID-19. This percentage is above the epidemic threshold of 7.3% for week 9.

Pneumonia, Influenza, and COVID-19 Mortality from the National Center for Health Statistics Mortality Surveillance System Data as of March 9, 2023



Links to other influenza reports

[WA State Department of Health Weekly Influenza Updates](#)

[BC Centre for Disease Control](#)

[Centers for Disease Control Weekly Flu View](#)

[University of Washington Respiratory & Enteric Viruses](#)

[World Health Organization Influenza Page](#)

[HealthMap](#)



The mission of the Whatcom County Health and Community Services is to lead the community in promoting health and preventing disease.

509 Girard Street, Bellingham WA 98225
P (360) 778-6000 F (360) 778-6001

