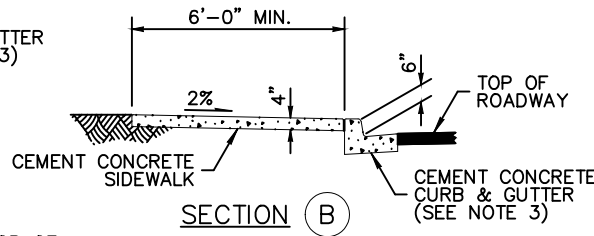
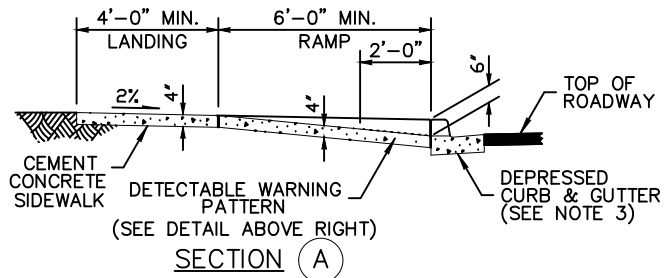


	MIN.	MAX.
A	1 5/8"	2 3/8"
B	5/8"	1 1/2"
C	7/16"	3/4"
D	7/8"	1 7/16"

TRUNCATED DOMES (SEE NOTE 2)  
DETECTABLE WARNING PATTERN DETAIL

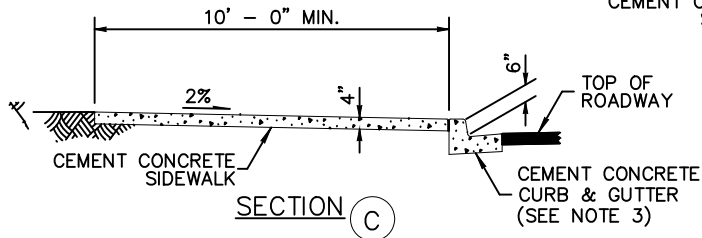
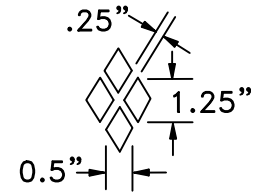
NOTES

1. AVOID PLACING DRAINAGE STRUCTURE, JUNCTION BOXES OR OTHER OBSTRUCTIONS IN FRONT OF ACCESS AREAS.
2. DETECTABLE WARNING PATTERNS MAY BE CREATED BY ANY METHOD THAT WILL ACHIEVE THE TRUNCATED DOME DIMENSIONS AND SPACING SHOWN.
3. CURB AND GUTTER SHOWN, SEE THE CONSTRUCTION PLANS FOR THE CURB DESIGN SPECIFIED. SEE DRAWING 508.F-1 FOR CURB DETAILS
4. RAMP SLOPES SHALL NOT BE STEEPER THAN 12H.:1V..



SURFACING TEXTURE

DETAIL D



DRAWING 508.G-1
TYPE 1
CURB RAMP DETAIL
WHATCOM COUNTY DEPARTMENT OF PUBLIC WORKS